



# How Students Join a Teams Meeting in Canvas

The student should:

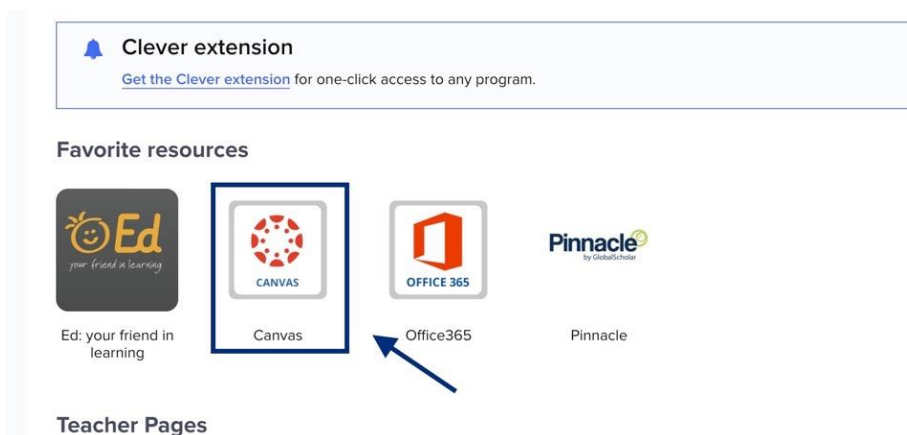
- Go to Clever
- Click on Office 365



- Click on Teams






- If it asks the student to allow the camera and microphone please accept
- Go into Clever and click on Canvas

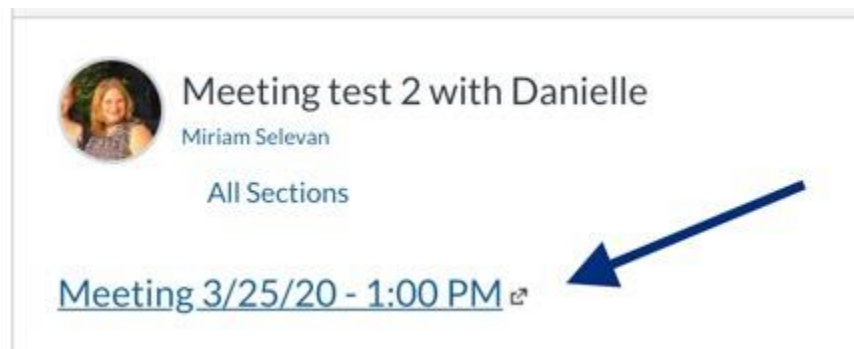


- Click on the announcement

## Recent Announcements

-  **Practice Teams with April**  
Meeting March 25, 2020 @ 4:30 pm **Posted on:**  
Mar 25, 2020 at 4:37pm
-  **No Title**  
Meeting 3/23/20 @ 9:00 am **Posted on:**  
Mar 25, 2020 at 4:24pm
-  **Meeting test 2 with Danielle**  
Meeting 3/25/20 - 1:00 PM Below you will find t... **Posted on:**  
Mar 25, 2020 at 12:59pm

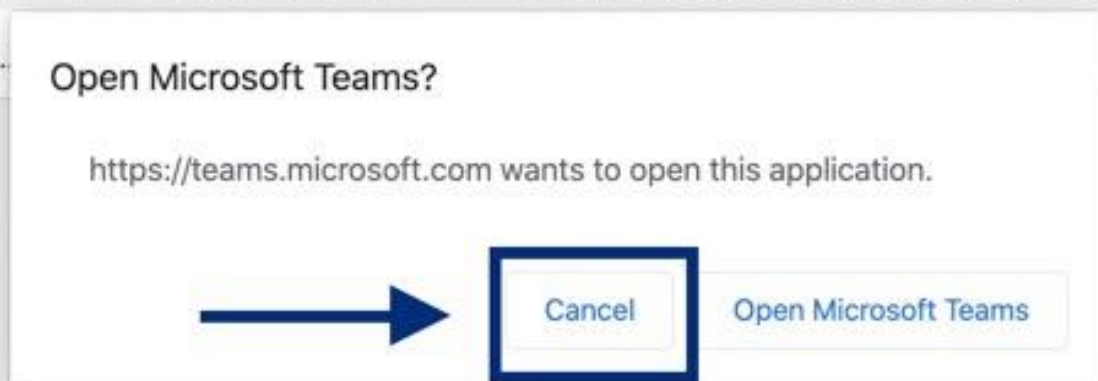
- Click on the meeting link in the announcement



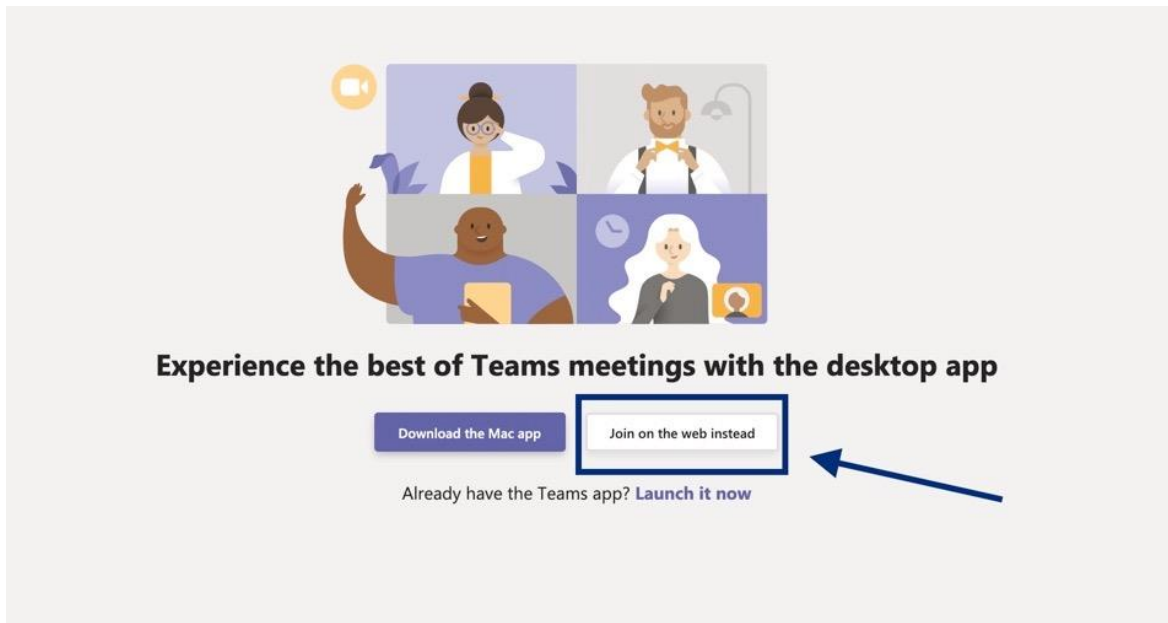
- Click CANCEL when it asks to open Microsoft Teams

cher.html?url=%2f\_%23%2f%2fmeetup-join%2f19%3ameeting\_N2MxM2RjYTAtMm

CHOO.



- Click JOIN ON THE WEB



- If this step is done correctly the student will automatically roster in with their Broward Schools name and role.
- Click Join Now

